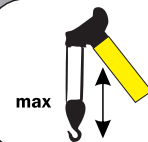
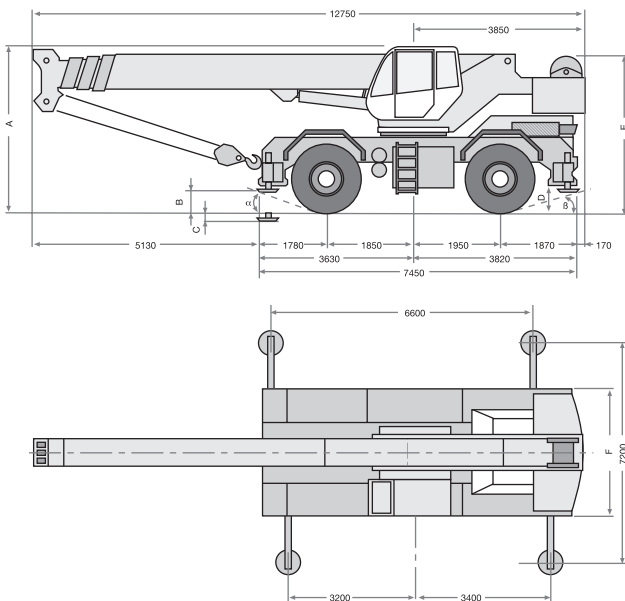
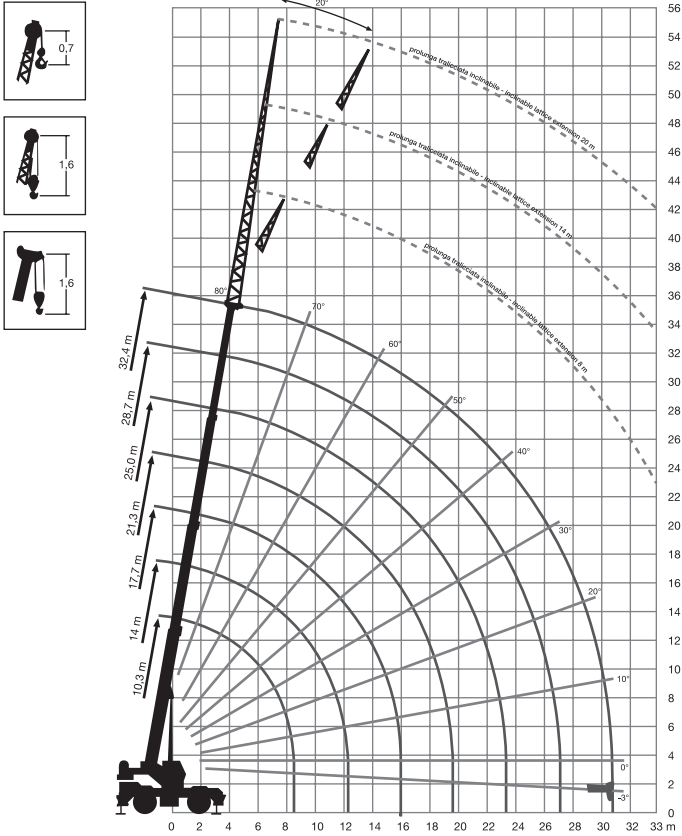


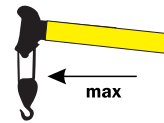
modello A 600

MinoEge
www.minoege.it

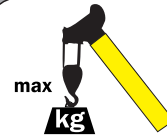
CENTRO PRENOTAZIONI
0421 290573



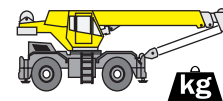
32,00



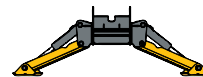
30,00



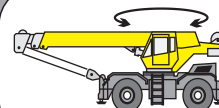
60 TON




40,50 TON



7200X6600




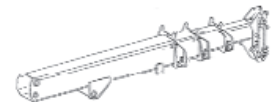


360°












DIESEL

**GRU
FUORISTRADA**

modello A 600

			
7.20 m	10.30 m ÷ 32.40 m	8.70 t	360°

								
	10.30 m	14.00 m	17.70 m	21.30 m	25.00 m	28.70 m	32.40 m	
								
3.0	60.00							3.0
3.5	49.20							3.5
4.0	45.00	41.00	33.80					4.0
4.5	38.60	36.50	31.15					4.5
5.0	36.00	36.00	28.50	24.70	19.90			5.0
6.0	31.50	29.00	25.50	21.80	18.10	15.50		6.0
7.0	25.00	24.00	21.50	19.00	16.40	14.40	11.70	7.0
8.0	19.80	19.50	18.60	16.90	14.70	13.10	11.00	8.0
9.0		17.00	16.80	14.70	13.40	12.30	10.60	9.0
10.0		14.00	13.80	13.50	12.10	11.20	9.60	10.0
11.0		13.00	11.30	11.30	9.80	10.30	8.80	11.0
12.0		10.90	9.70	9.70	9.00	9.50	8.20	12.0
13.0			8.40	8.40	8.40	8.80	7.60	13.0
14.0			6.80	7.20	7.20	7.10	7.10	14.0
15.0			6.60	6.40	6.40	6.40	6.40	15.0
16.0				5.80	5.80	5.80	5.80	16.0
17.0				5.10	5.10	5.50	5.60	17.0
18.0				4.50	4.50	4.40	4.30	18.0
19.0				4.00	4.00	4.10	4.00	19.0
20.0					3.60	3.40	3.70	20.0
21.0					3.15	3.35	3.45	21.0
22.0					2.30	2.80	3.10	22.0
23.0					2.20	2.70	2.90	23.0
24.0						2.60	2.80	24.0
25.0						2.40	2.60	25.0
26.0						2.00	2.30	26.0
27.0							2.10	27.0
28.0							1.80	28.0
29.0							1.60	29.0
30.0							1.50	30.0
31.0								31.0